
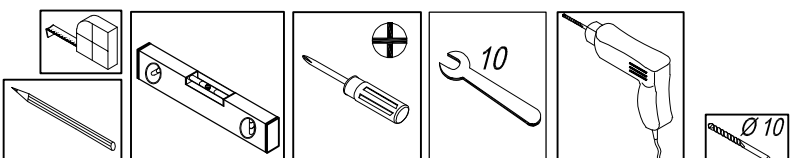
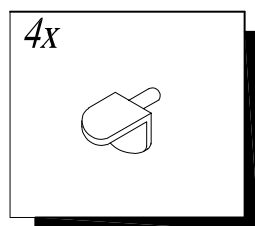
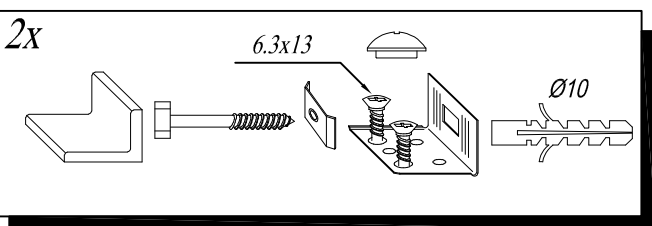
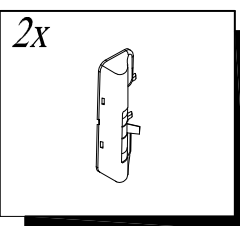
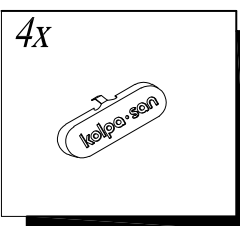
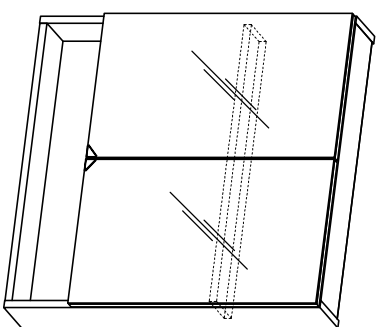


Kolpa-san
by KOLPA

- SI** Montažno navodilo
- HR** Upute za montažu
- BIH** Upute za montažu
- SRB** Uputstva za montažu
- BIH** Uputstva za montažu
- CG** Uputstva za montažu
- MK** Инструкција за монтажа
- HU** Szerelési utasítás
- GB** Assembly Instructions
- DE** Einbauanleitung
- RU** Инструкция по монтажу
- FR** Instruction d'assemblage



Tip: **EVELIN - TOE 55, 65, 80**

2

